

PALTZ

FINCH AUTOMATION
FinchAutomation.com | 800.552.0778

17CS

Integrated palletizing work cell

- skewed conveyor
- safety devices




The simplest, most easy-to-use palletizing solution on the market.

No, no, no.

No programming, no calibration, no technical skills.

Specifications

- Capacity 18 kg
- Two palletizing zones
- Pallet size up to 48in. x 48in.
- Pallet locators with sensors
- Infeed skewed conveyor
- Product presence sensor
- Pneumatic or electric gripper
- Palletizing software
- 13" touch screen HMI
- Painted steel structure
- Painted steel transfer plate 1/2"
- Pneumatic kit (F+R 3/8" or 8mm)
- Five (5) area scanners
- External reset button



Automatic pallet

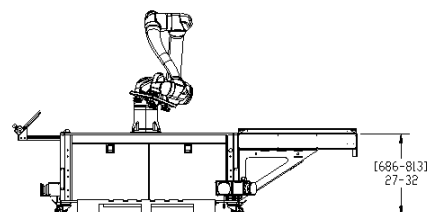
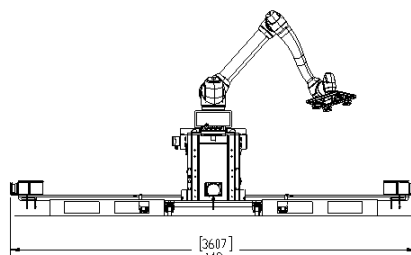
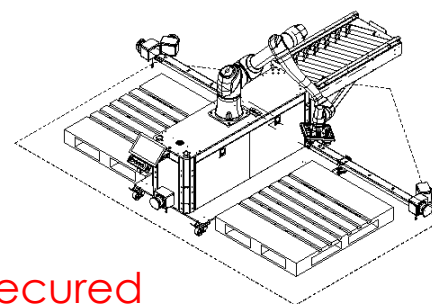
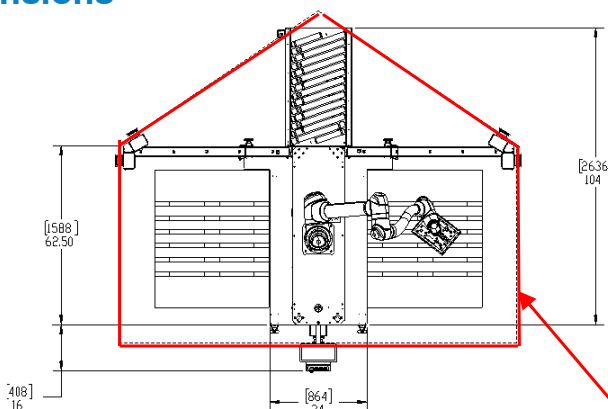


Automatic pallet pattern generator



Mobile to secured in less than a minute

Dimensions



Palletizing made simple.